

# Angle Brackets

AB, CB, & SP40

General purpose brackets for all applications where one member crosses another or one member is trimmed into another. A full range of sizes and finishes are available to suit all applications.

## Angle Bracket **AB90, AB150/90 & AB150**

- Heavy duty brackets with strengthening ribs on bend to give added rigidity.

## Angle Bracket **ABLD & ABLDSS**

- Ideal for connecting Hand Rails
- Available in galvanised and stainless steel for outdoor use.

## Corner Plate **CB**

- Countersunk holes for a flush finish.

## Stretcher Plate **SP40**

- Designed to aid easy installation of cabinets and worktops.

## SPECIFICATION

### ALL AB'S

- Galvanised steel EN 10346 DX51D Z275.
- Grade 1.4301 austenitic stainless steel to EN 10088-2 (available on selected products - please see product table).
- Hole spacing diagrams are on the following page.

### CB & SP40

- Zinc & yellow passivated.

## INSTALLATION



AB90

- Use appropriate fixings.
- Always ensure that compatible corrosion resistant fixings are used, i.e. do not use galvanised fixings with stainless steel products or vice versa.



AB150, AB150/90 & AB90



ABLD, AB50 & AB60



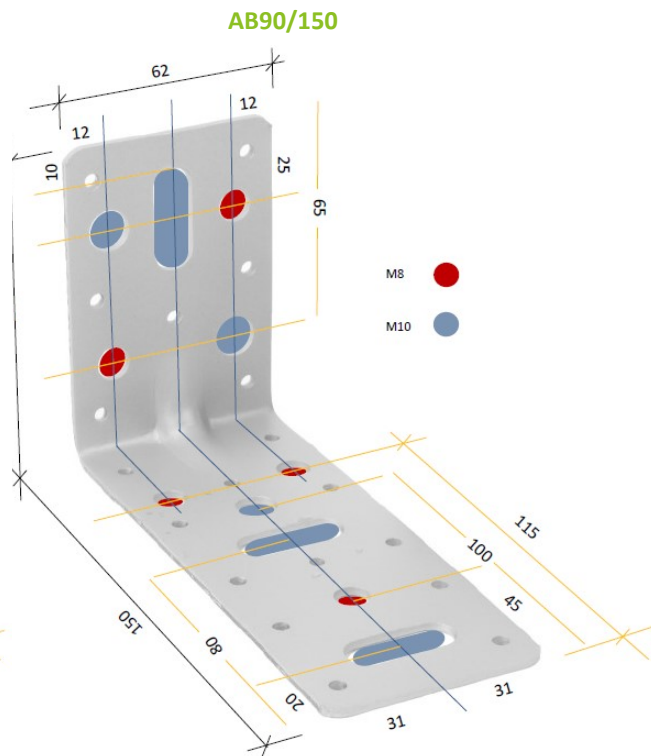
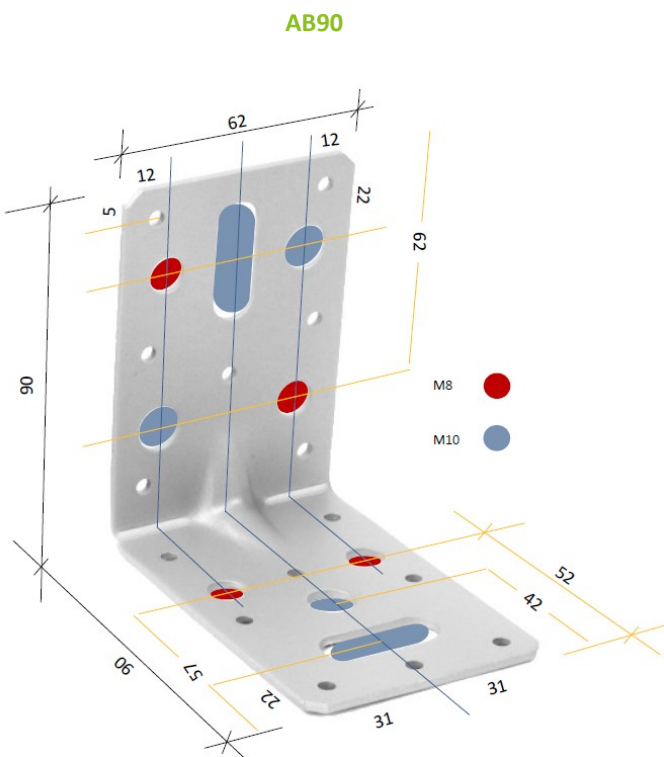
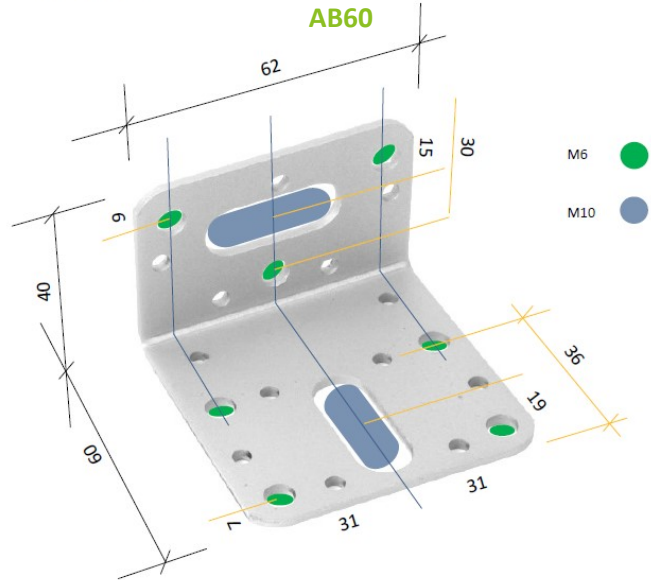
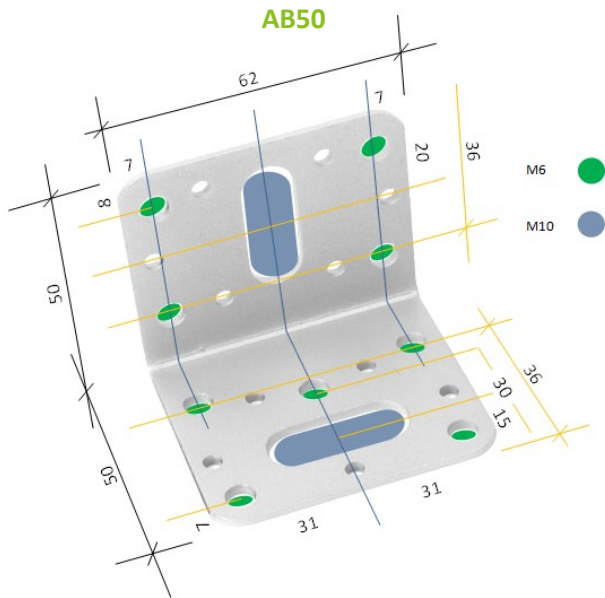
SP40

# Angle Brackets

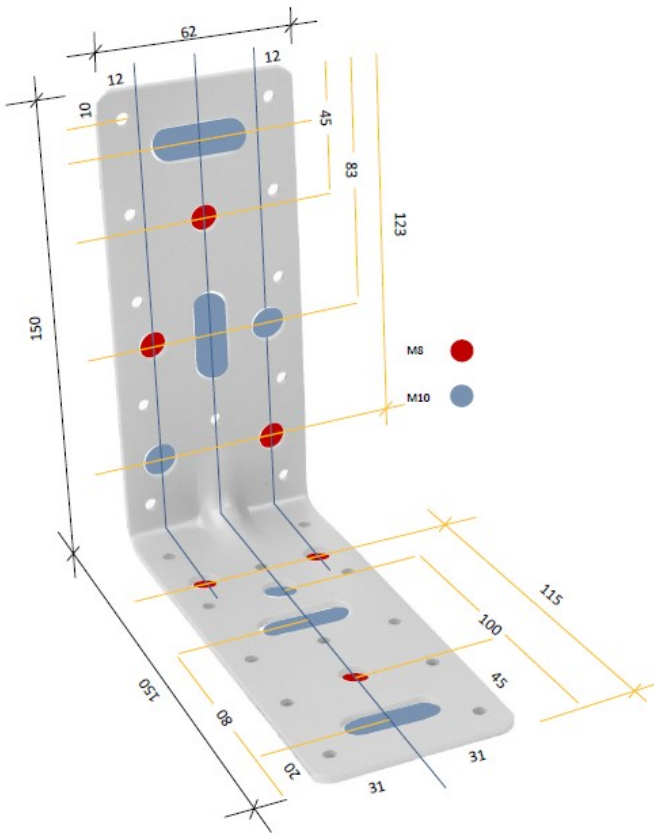
AB, CB, & SP40

## Hole Spacing's

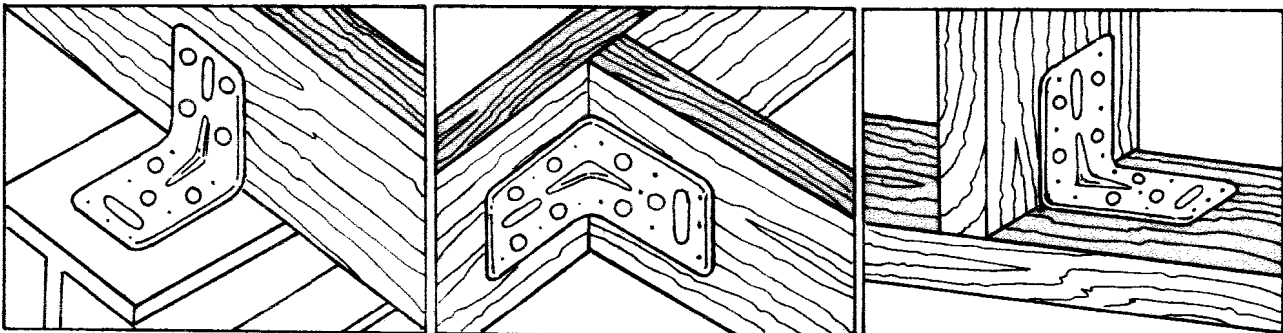
Angle Bracket hole spacing's are an approximate, for pre drilling please contact TECO for a free sample.



AB150



AB90 in situ



# Angle Brackets

AB, CB, & SP40

Code	Product	Product Dimensions (mm)			Number of Fixing Holes per Bracket					Box Qty.
		Width	Legs	Thickness	3.75	6mm	M8	M10	M10 Slots	
<b>Pre Galvanised Mild Steel</b>										
ABLD	Angle Bracket	28	50 x 50	2.4	-	4	-	-	-	100
AB50	Angle Bracket	62	50 x 50	2	11	9	-	-	2	100
AB60	Angle Bracket	62	60 x 40	2	13	7	-	-	2	50
AB90	Angle Bracket	62	90 x 90	2	15	-	4	3	2	50
AB150/90	Angle Bracket	62	150 x 90	2	19	-	5	3	3	50
AB150	Angle Bracket	62	150 x 150	2	23	-	6	3	4	50
<b>Stainless Steel</b>										
ABLDSS	Angle Bracket	28	50 x 50	2.4	-	4	-	-	-	-
ABSS50	Angle Bracket	62	50 x 50	2	11	9	-	-	2	100
ABSS60	Angle Bracket	62	60 x 40	2	13	7	-	-	2	50
ABSS90	Angle Bracket	62	90 x 90	2	15	-	4	3	2	50
ABSS150/90	Angle Bracket	62	150 x 90	2	23	-	6	3	4	50
ABSS150	Angle Bracket	62	150 x 150	2	19	-	5	3	3	50

Code	Product	Product Dimensions (mm)			Suitable for screws only			Box Qty.
		Width	Legs	Thickness	4mm Screw	5mm Screw	4mm Slot	
<b>Zinc &amp; Yellow Passivated</b>								
CB50	Corner Brace	16	50 x 50	1.5	4	-	-	50
CB75	Corner Brace	17	75 x 75	1.5	4	-	-	50
CB100	Corner Brace	22	100 x 100	2	-	6	6	25
CB150	Corner Brace	26	150 x 150	2.5	-	6	6	25
SP40	Stretchure Plate	39	27 x 27	1.8	2	-	2	100